

ABUS system expertise: Individual materials handling from one source



ABUS offers you overhead lifting and materials handling technology from 80 kg up to 100 t from one source – from the stationary electric chain hoist to jib cranes, lightweight overhead systems, electric wire rope hoists, travelling cranes and including complete materials handling systems. All ABUS crane systems, hoists and components can be used as stand-alone units but they are also designed for smooth interaction with each other, from easy plug-in connections through to maintenance and spare part stocks. A customer who chooses ABUS systems can rely on ABUS absolutely.



ABUS crane systems and components:



Travelling Cranes



Jib Cranes



HB-System



LPK mobile gantry



Electric Wire Rope Hoists




Electric Chain Hoists



High-performance Components

General remarks on design

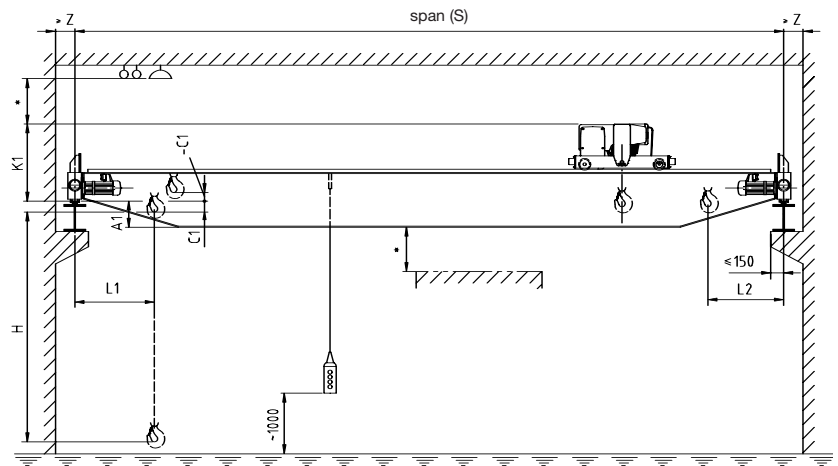
Design basis	DIN 15018, H2/B3 indoor operation, without crane walkway without driver's cabin operating voltage 400 V / 50 Hz					
Crane travelling speed	EDL	: 7.5/30 m/min				
	ELV / ELK / ZLK	: 10/40 m/min				
Trolley travelling speed	ELV / ELK / EDL / ZLK	: 5/20 m/min				
	Standard	– other speeds are available				
Deflection	<= 1/750 of span					
Natural frequencies	ELV / EDL	: >= 2.5 Hz				
	ELK / ZLK	: see below				
	S [m]	<=	23.0	25.0	28.0	32.0
	FE [Hz]	>=	2.5	2.4	2.3	2.2



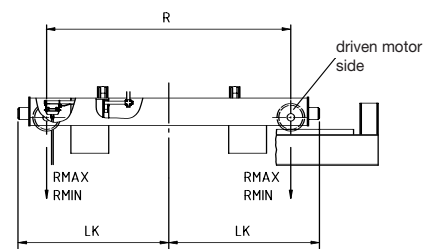
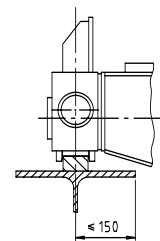
The measurements A1, C1 and K1 can be changed by adjusting to existing build conditions, by pushing up the bottom of the main girder up to the bottom of the end carriage.

For exact measurements please contact ABUS

ZLK Double Girder Cranes



* Safety distance according to national regulations.



Dimensions of ZLK Double Girder Cranes

Load, Hoist Type ¹⁾	S ¹⁾ m	A1 mm	K1 mm	C1 mm	L1 mm	L2 mm	Z min mm	Hmax ¹⁾ mm	R mm	LK mm	Wheel loads kN R max R min
5000 kg Rope hoist GM 1050 H6 FEM 2m	10	200	770	-50	660	660	150	9000	2700	1605	30.6 6.9
	14	300	770	-50	660	660	150	9000	2700	1605	33.5 8.7
	16	300	770	-50	660	660	150	9000	2700	1630	35.5 10.4
	18	400	770	-50	660	660	150	9000	2700	1630	37.5 12.1
	20	500	770	-50	660	660	150	9000	2900	1730	39.6 14.0
	22	460	810	-90	660	660	170	9000	3200	1895	42.7 17.0
	24	560	810	-90	660	660	170	9000	3800	2230	45.7 19.7
	26	500	870	-150	660	660	180	9000	4600	2650	50.7 24.4
	28	700	870	-150	660	660	180	9000	4600	2650	53.2 26.8
30	700	870	-150	660	660	180	9000	4600	2650	57.2 30.7	
32	650	920	-200	660	660	180	9000	5100	2965	66.3 39.5	
34	660	920	-200	660	660	180	9000	5100	2965	71.7 44.9	
6300 kg Rope hoist GM 2063 H6 FEM 1Am	10	200	770	-30	660	660	150	9000	2700	1605	36.9 7.4
	14	300	770	-30	660	660	150	9000	2700	1630	40.5 9.7
	16	400	770	-30	660	660	150	9000	2900	1730	42.6 11.4
	18	500	770	-30	660	660	150	9000	2900	1730	44.7 13.3
	20	500	770	-30	660	660	150	9000	2900	1730	46.0 14.3
	22	560	810	-70	660	660	170	9000	3200	1895	49.0 17.0
	24	500	870	-130	660	660	180	9000	3800	2250	55.0 22.7
	26	500	870	-130	660	660	180	9000	3800	2250	58.7 26.3
	28	700	870	-130	660	660	180	9000	4600	2650	61.9 29.3
30	700	870	-130	660	660	180	9000	4600	2650	66.1 33.3	
32	660	920	-180	660	660	180	9000	5100	2965	76.0 42.9	
34	900	920	-180	660	660	180	9000	5100	2965	78.7 45.6	
8000 kg Rope hoist GM 3080 H6 FEM 3m	10	300	860	10	760	760	150	10000	2700	1605	45.7 9.0
	14	400	860	10	760	760	150	10000	2700	1630	49.7 11.1
	16	460	900	-30	760	760	170	10000	2900	1745	52.4 13.1
	18	460	900	-30	760	760	170	10000	2900	1745	53.9 14.2
	20	460	900	-30	760	760	170	10000	2900	1745	56.6 16.4
	22	560	900	-30	760	760	170	10000	3200	1930	59.3 18.9
	24	500	960	-90	760	760	180	10000	3800	2250	65.8 25.0
	26	700	960	-90	760	760	180	10000	3800	2250	68.5 27.5
	28	700	960	-90	760	760	180	10000	4600	2650	71.0 29.6
30	650	1010	-140	760	760	180	10000	4600	2715	79.2 37.7	
32	900	1010	-140	760	760	180	10000	5100	2965	85.6 43.7	
34	900	1010	-140	760	760	180	10000	5100	2965	87.9 45.9	
10 000 kg Rope hoist GM 3100 H6 FEM 2m	10	260	900	-30	760	760	170	10000	2700	1620	55.6 10.5
	14	360	900	-30	760	760	170	10000	2700	1645	60.0 12.5
	16	460	900	-30	760	760	170	10000	2900	1745	62.8 14.6
	18	460	900	-30	760	760	170	10000	2900	1745	64.5 15.7
	20	500	960	-90	760	760	180	10000	2900	1765	67.8 18.6
	22	500	960	-90	760	760	180	10000	3200	1950	71.0 21.4
	24	700	960	-90	760	760	180	10000	3800	2250	76.0 26.0
	26	700	960	-90	760	760	180	10000	3800	2250	78.0 27.8
	28	700	960	-90	760	760	180	10000	4600	2650	82.7 32.1
30	660	1010	-140	760	760	180	10000	4600	2715	91.7 40.8	
32	900	1010	-140	760	760	180	10000	5100	2965	95.1 43.9	
34	900	1010	-140	760	760	180	10000	5100	3005	101.0 49.2	
12 500 kg Rope hoist GM 5125 L6 FEM 2m	10	300	1090	40	790	790	180	10000	2700	1665	70.4 13.2
	14	400	1090	40	790	790	180	10000	2900	1765	75.8 15.5
	16	460	1090	40	790	790	180	10000	2900	1765	78.6 17.2
	18	500	1090	40	790	790	180	10000	2900	1765	81.4 19.4
	20	500	1090	40	790	790	180	10000	2900	1765	83.3 20.7
	22	700	1090	40	790	790	180	10000	3200	1950	86.4 23.2
	24	650	1140	-10	790	790	180	10000	3800	2315	91.8 28.0
	26	650	1140	-10	790	790	180	10000	3800	2315	95.9 31.7
	28	900	1140	-10	790	790	180	10000	4200	2515	103.0 37.4
30	900	1140	-10	790	790	180	10000	4600	2715	107.0 42.0	
32	900	1140	-10	790	790	180	10000	5100	3005	114.0 47.6	
34	1150	1140	-10	790	790	180	10000	5100	3005	119.0 53.1	
16 000 kg Rope hoist GM 5160 H6 FEM 1Am	10	300	1090	40	790	790	180	10000	2700	1665	87.1 15.4
	14	350	1140	-10	790	790	180	10000	2900	1830	94.7 19.1
	16	450	1140	-10	790	790	180	10000	2900	1830	97.9 21.1
	18	460	1140	-10	790	790	180	10000	2900	1865	102.0 23.4
	20	650	1140	-10	790	790	180	10000	3200	2015	105.0 26.6
	22	650	1140	-10	790	790	180	10000	3200	2015	108.0 28.3
	24	650	1140	-10	790	790	180	10000	3800	2315	113.0 32.3
	26	900	1140	-10	790	790	180	10000	3800	2315	116.0 35.5
	28	900	1140	-10	790	790	180	10000	4200	2515	119.0 37.9
30	900	1140	-10	790	790	180	10000	4600	2755	127.0 45.2	
32	910	1140	-10	790	790	180	10000	5100	3005	133.0 51.0	
34	1100	1190	-60	790	790	190	10000	5100	3055	141.0 58.2	

Load, Hoist Type ¹⁾	S ¹⁾ m	A1 mm	K1 mm	C1 mm	L1 mm	L2 mm	Z min mm	Hmax ¹⁾ mm	R mm	LK mm	Wheel loads kN R max R min
20 000 kg Rope hoist GM 6200 L6 FEM 2m	10	250	1330	-130	820	820	180	10000	2900	1830	109.0 19.7
	14	360	1330	-130	820	820	180	10000	2900	1830	116.0 21.8
	16	460	1330	-130	820	820	180	10000	2900	1865	119.0 23.8
	18	650	1330	-130	820	820	180	10000	2900	1865	123.0 26.1
	20	650	1330	-130	820	820	180	10000	3200	2015	127.0 29.7
	22	900	1330	-130	820	820	180	10000	3200	2015	131.0 32.6
	24	900	1330	-130	820	820	180	10000	3800	2315	134.0 35.0
	26	900	1330	-130	820	820	180	10000	3800	2315	139.0 39.0
	28	860	1380	-180	820	820	190	10000	4100	2515	146.0 44.9
30	860	1380	-180	820	820	190	10000	4600	2805	152.0 51.0	
32	1100	1380	-180	820	820	190	10000	5100	3055	159.0 56.8	
34	1100	1380	-180	820	820	190	10000	5100	3055	162.0 59.7	
25 000 kg Rope hoist GM 6250 L6 FEM 1Am	10	350	1330	-130	820	820	180	10000	2900	1830	132.0 22.4
	14	600	1380	-180	820	820	190	10000	3000	1930	142.0 26.3
	16	600	1380	-180	820	820	190	10000	3200	2065	146.0 29.0
	18	610	1380	-180	820	820	190	10000	3200	2065	151.0 31.9
	20	850	1380	-180	820	820	190	10000	3200	2065	154.0 33.6
	22	850	1380	-180	820	820	190	10000	3200	2065	158.0 37.2
	24	860	1380	-180	820	820	190	10000	3800	2365	164.0 41.7
	26	860	1380	-180	820	820	190	10000	3800	2365	167.0 44.0
	28	860	1380	-180	820	820	190	10000	4600	2765	174.0 50.0
30	860	1380	-180	820	820	190	10000	4600	2805	181.0 56.9	
32	1110	1380	-180	820	820	190	10000	5100	3055	190.0 64.4	
34	930	1560	-360	820	820	270	10000	5100	3055	201.0 75.1	
32 000 kg Rope hoist GM 7320 H6 FEM 2m	10	400	1460	40	1080	1080	190	8000	3400	2130	166.0 32.8
	14	600	1460	40	1080	1080	190	8000	3600	2265	179.0 34.7
	16	610	1460	40	1080	1080	190	8000	3600	2265	184.0 36.7
	18	850	1460	40	1080	1080	190	8000	3600	2265	189.0 39.4
	20	850	1460	40	1080	1080	190	8000	3600	2265	193.0 41.0
	22	860	1460	40	1080	1080	190	8000	3600	2265	198.0 44.6
	24	680	1640	-140	1080	1080	270	8000	3600	2305	207.0 51.7
	26	920	1640	-140	1080	1080	270	8000	3800	2405	213.0 56.5
	28	930	1640	-140	1080	1080	270	8000	4300	2655	220.0 62.4
30	930	1640	-140	1080	1080	270	8000	4600	2805	225.0 65.8	
32	930	1640	-140	1080	1080	270	8000	5100	3055	234.0 73.9	
34	1180	1640	-140	1080	1080	270	8000	5100	3055	246.0 85.5	
40 000 kg Rope hoist GM 7400 H6 FEM 1Am	10	220	1660	-160	1080	1080	270	8000	3600	2265	206.0 41.6
	14	430	1660	-160	1080	1080	270	8000	3600	2265	220.0 42.5
	16	430	1660	-160	1080	1080	270	8000	3600	2265	227.0 45.0
	18	680	1660	-160	1080	1080	270	8000	3600	2265	233.0 48.0
	20	680	1660	-160	1080	1080	270	8000	3600	2305	239.0 52.2
	22	68									